



National Marine Manufacturers Association

nmma.org

ECONOMIC SIGNIFICANCE OF RECREATIONAL BOATING IN TEXAS

CONGRESSIONAL DISTRICT 4

Number of Recreational Boats*	31,321
Recreational Boating Industry Businesses	98
Total Jobs	2,441
Annual Recreational Boating-Related Spending	\$132.4 MILLION

TOTAL ANNUAL ECONOMIC IMPACT OF RECREATIONAL BOATING:

\$311.1 MILLION


RECREATIONAL BOATS IN TX-4

TOTAL BOATS* ▶ 31,321

REGISTERED BOATS 31,321

Power boats	27,275
PWCs	3,614
Sailboats	348
Other Boats	84

HOUSEHOLDS PER BOAT 8.3

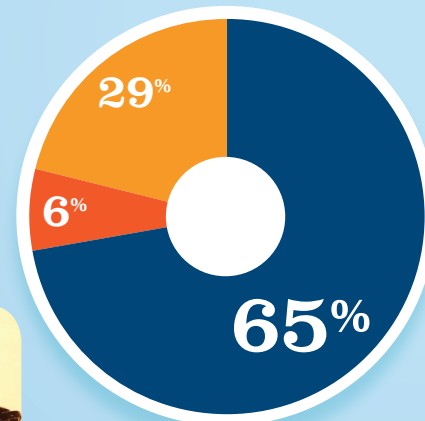


* Total boats are registered boats as reported by states to the USCG.

RECREATIONAL BOATING CREATES JOBS IN TX-4

TOTAL BOATING JOBS ▶ 874

Boat Building	-
Motor / Engine Mfr.	1
Accessory / Supplies Mfr.	257
Dealers / Wholesalers	51
Boat Services	565



BOAT BUILDING † DLRS/WHOLESALERS
MOTOR/ENG. MFR. † BOAT SERVICES
ACC./SUPPLIES MFR.

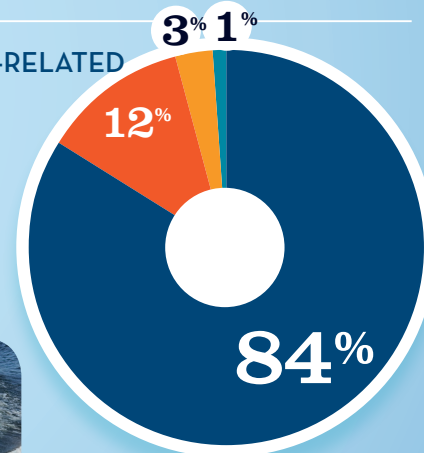
† 0%



RECREATIONAL BOATING-RELATED BUSINESSES IN TX-4

TOTAL BUSINESSES ▶ 98

Boat Building	-
Motor / Engine Mfr.	1
Accessory / Supplies Mfr.	3
Dealers / Wholesalers	12
Boat Services	82



BOAT BUILDING † DLRS/WHOLESALERS
MOTOR/ENG. MFR. † BOAT SERVICES
ACC./SUPPLIES MFR.

† 0%



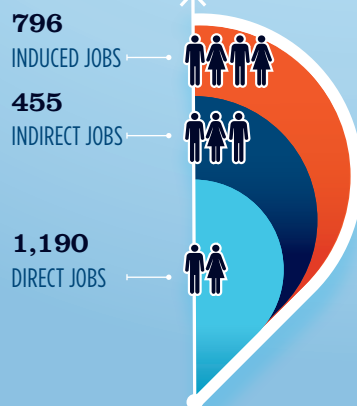
ESTIMATED JOBS IMPACT OF RECREATIONAL BOATING-RELATED SPENDING IN TX-4

EST. TOTAL JOBS ▶ 2,441

MILLIONS

EST. TOTAL LABOR INCOME \$101.2

Est. Direct Income	\$40.9
Est. Indirect Income	\$25.5
Est. Induced Income	\$34.8

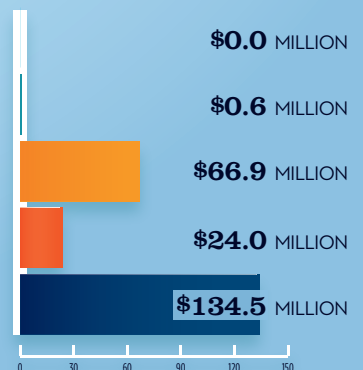


RECREATIONAL BOATING INDUSTRY SALES IN TX-4

Boat Building	\$0.0
Motor / Engine Mfr.	\$0.6
Accessory / Supplies Mfr.	\$66.9
TOTAL MFR. SALES	\$67.5

Dealers / Wholesalers	\$24.0
Boat Services	\$134.5
TOTAL RETAIL & SERVICES SALES	\$158.5

BOAT BUILDING DLRS/WHOLESALERS
MOTOR/ENG. MFR. BOAT SERVICES
ACC./SUPPLIES MFR.



Source: NMMA's Center of Knowledge; Recreational Marine Research Center at Michigan State University